

Needs

Things we need to survive.

Wants

Things we want but don't need to survive.




Plant and Animal Needs

plants



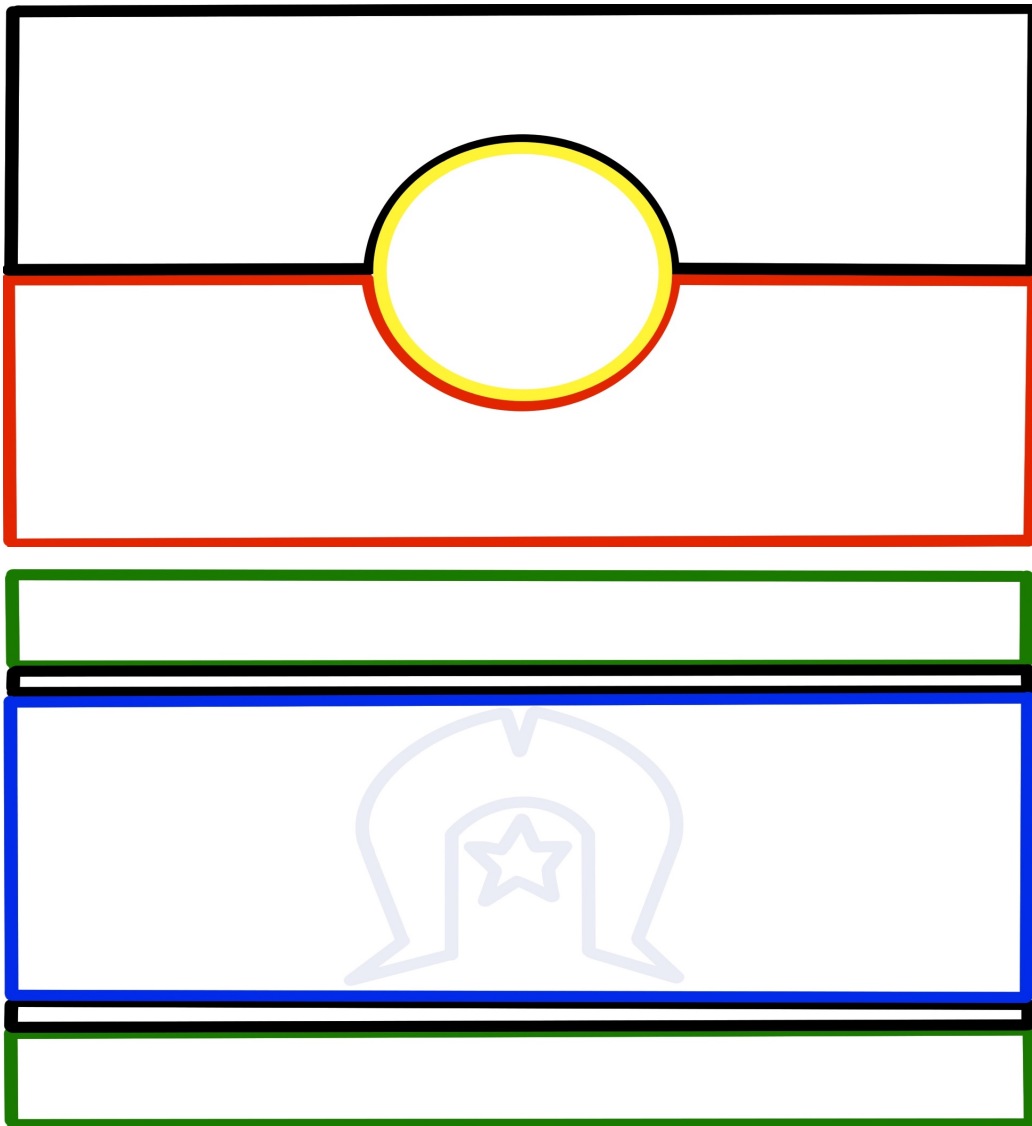
animals



Traditional Care takers of Australia

The first people to live and take care of Australia are the Aboriginal and Torres Strait Islander peoples. They have lived and taken care of Australia for over 60 thousands years.

The traditional caretakers of the land on which we live are called _____ people.



ABORIGINAL AND TORRES STRAIT ISLANDER BUSH TUCKER



Aboriginal and Torres Strait Islander peoples lived off the land. They ate bush tucker for over 60,000 years.

Cut and paste the bush tucker plants and animals into the correct spot.

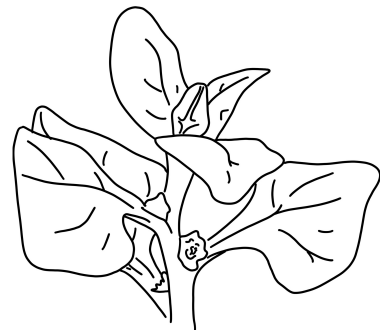

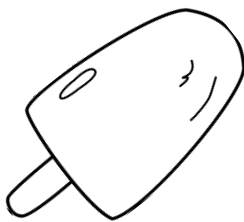






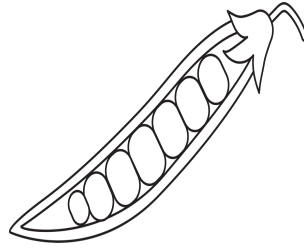

Pig face	Warrigal Greens
Pippies	Lomandra Grass
Salt Bush	



Healthy foods

Unhealthy Foods





Life cycle of a plant






Cut and paste each stage of the plant's life cycle into the correct order. Then label each stage.

1.

2.


3.

4.




My plant predictions


water and sun




water but no sun



sun but no water



no sun, no water



Grouping plants


Soft



Hard


Smooth

Rough




Plant observation journal Day

This week my plant



Next week I think that my plant will



SEASONAL FOODs

What foods do you eat in summer and winter? Draw some of your favourites below.

Summer

Winter



SIGNS IN NATURE

BUSH TUCKER COLLECTION



Aboriginal and Torres Strait Islander peoples used signs in nature to tell them when food is ready to be collected and eaten.

The Gumbaynggirr people of Nambucca Heads use signs in nature that told them that certain foods were ready to be collected and eaten.

Draw some signs below and label them.

A large, empty rounded rectangular box with a thin black border, intended for a student to draw and label natural signs.

SEASONAL FOODS

Draw pictures of some foods that are available at the shops in each season.

Summer

Autumn


Winter

Spring



Science experiment

My predictions



Answer the following questions.

My prediction:


How much more will
my plant grow?

My plan:

What can I do to
make it grow?



Parts of a plant



stem

leaf

roots



5 senses and plants



Use your senses to look at, feel, smell, taste and hear each of the herbs. List 2 words that describe each herb and draw a picture of which one of the senses you used to get that description.

Rosemary



Mint



Dill



Parsley



School walk

1. What are our five senses? (draw them below & write the word)

2. Draw the plants you found on your school walk and write words that describe each of them.



Connecting to Country

I acknowledge the traditional care takers of the land on which we live, the _____ people of _____ . I acknowledge and promise to look after country, skies and waterways on _____ land.

I can help look after country by _____

Draw picture of things you can do to connect and care for country.


Connecting to country

Caring for country



Connecting to country

Aboriginal and Torres Strait Islander
people have a deep spiritual
connection to country. Connecting to
country and looking after country is
important because



Bush tucker Assessment

1. Draw, name and describe some bush tucker in the boxes below.


	<hr/> <hr/> <hr/> <hr/> <hr/>
	<hr/> <hr/> <hr/> <hr/> <hr/>
	<hr/> <hr/> <hr/> <hr/> <hr/>
	<hr/> <hr/> <hr/> <hr/> <hr/>
	<hr/> <hr/> <hr/> <hr/> <hr/>

Bush tucker Assessment - continued

2. How do Aboriginal and Torres Strait Islander people know when it is ok to eat certain bush tucker?

This image shows a full page of handwriting practice paper. It features four identical sets of horizontal guidelines arranged vertically. Each set includes three lines: a solid top line, a dashed midline, and a solid bottom line, providing a structured space for practicing letter formation and alignment. The paper is otherwise blank, with no text or other markings.

Draw pictures below



Bush tucker Assessment – continued


3. What are the 5 senses? Draw a picture and label each one.

<i>Sense</i>	<i>picture</i>	<i>It helps us by</i>




Bush tucker Assessment – continued

4. Draw the life cycle of a plant in the box below and label it.



5. Who are the traditional care takers of the land where you live?



6. How can you connect to country and look after country?

